



MINISTRY OF EDUCATION
PRIMARY ENGAGEMENT PROGRAMME
GRADE ONE WORKSHEET
SUBJECT: LITERACY
LESSON: 1 WEEK 10

Name _____ Date _____

PHONICS

TOPIC: Word Families **-un**

FACT/ TIP: Word families are groups of words that have something in common. Word families usually have the same end sound.

PRACTICE EXAMPLE: Words ending with **-un**

Say /u//n/ as in sun, fun, run

My 'un' home



ON YOUR OWN

Write the letter which completes each word.



___un



___un



___un

READING

Read the story.

The children go for a **run**. They have **fun** in the **sun**. I like to drink milk when I eat my **bun**.

VOCABULARY

TOPIC: HOMOPHONES

FACTS/ TIPS: Homophones are words that sound the same but have different spellings. They also have different meanings.

PRACTICE EXAMPLE:







sun



son

ON YOUR OWN

Look at the pictures. Choose the correct word to match the name for the picture. Shade the box with the correct word.

	flour		male
	flower		mail
	pair		ate
	pear		eight

GRAMMAR

TOPIC: Verb Tense – Past Tense

FACTS/TIPS: Verb tense tells of the time at which an action is done. Past Tense tells that the action has already happened. For some verbs **-d** or **-ed** is added to the end of the word to form the past tense.

PRACTICE EXAMPLES: play – played

jump – jumped

walk - walked

The children **played** in the garden yesterday.



The dog **jumped** over the fence.



ON YOUR OWN

Read the verb in the present tense. Add d/ed to the present tense to form the past tense.

Present Tense	Past Tense
work	
laugh	

Write the past tense for the word in brackets to complete each sentence.

1. My mother _____ the meal for the party.
(cook)

2. He _____ the box with one hand. **(lift)**

3. Danny _____ to the music. **(dance)**